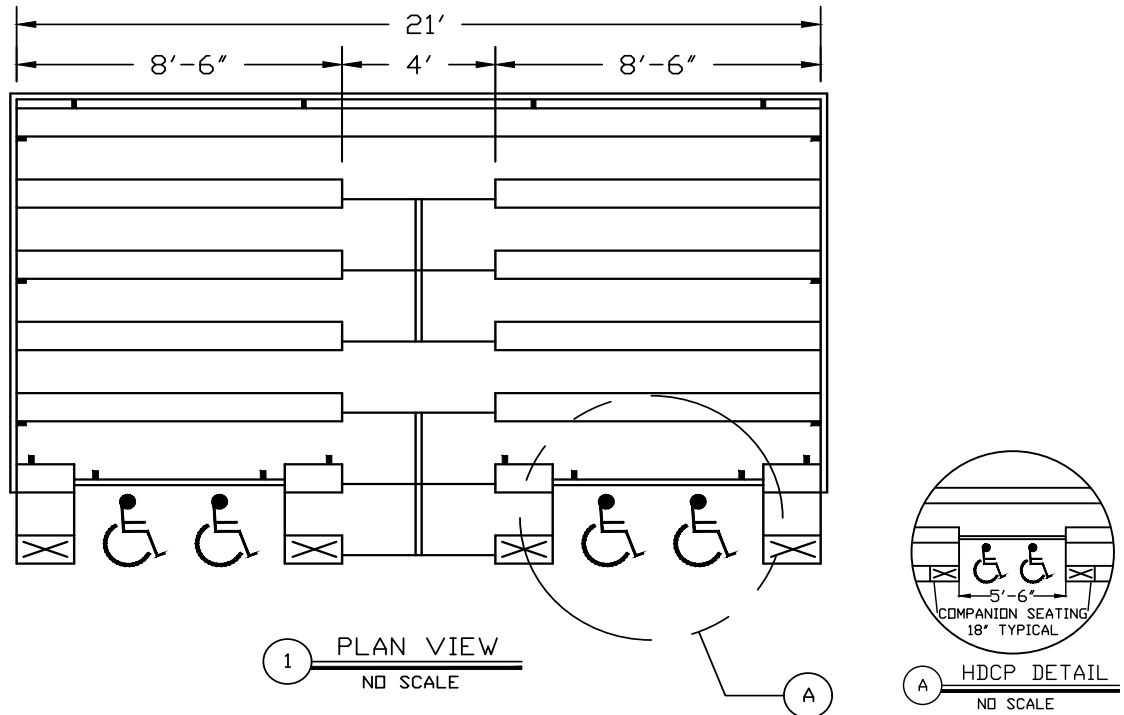


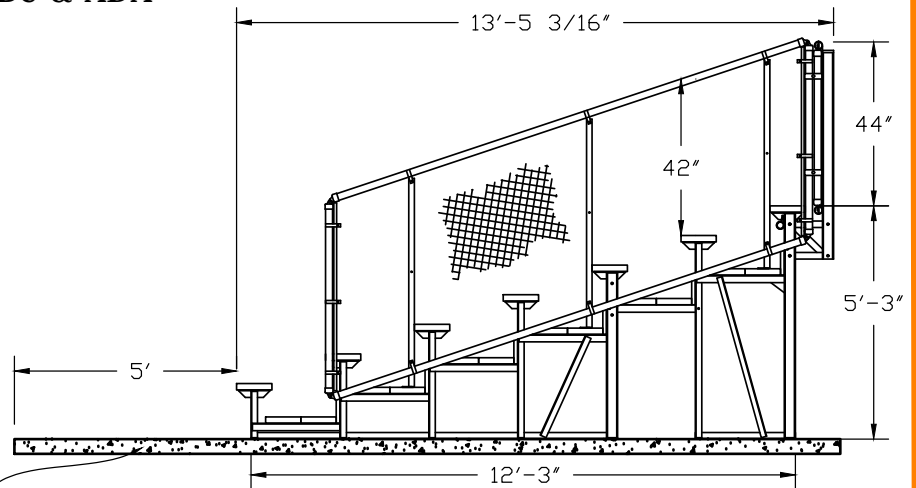
Designed for safety. Built for fun.



CODE COMPLIANCE - IBC & ADA

GENERAL SPECIFICATIONS

- ALL ALUMINUM UNDERSTRUCTURE
- RISE - 8", RUN - 24"
- 2x10 ANODIZED SEAT PLANK
- DOUBLE 2x10 FOOTBOARDS - ALL ROWS
- RISER ENCLOSURE - ALL ROWS
- RISER CLOSURE RAIL - TOP ROW ONLY
- (1) 4' AISLE, ENCLOSED W/HAND RAILS
- NON-SLIP COLORED NOSE MARKINGS
- (2) 2X HDCP NOTCHES
- CHAIN LINK FENCE SECURITY - (4" BALL)
- RECOMMEND CONCRETE PAD FOR ANCHORAGE (BY OTHERS)



ANCHORAGE TO SPECIFIED CONCRETE PAD OR EQUIVALENT RECOMMENDED TO PREVENT WIND OVERTURN OF UNIT

2 SIDE VIEW
NO SCALE

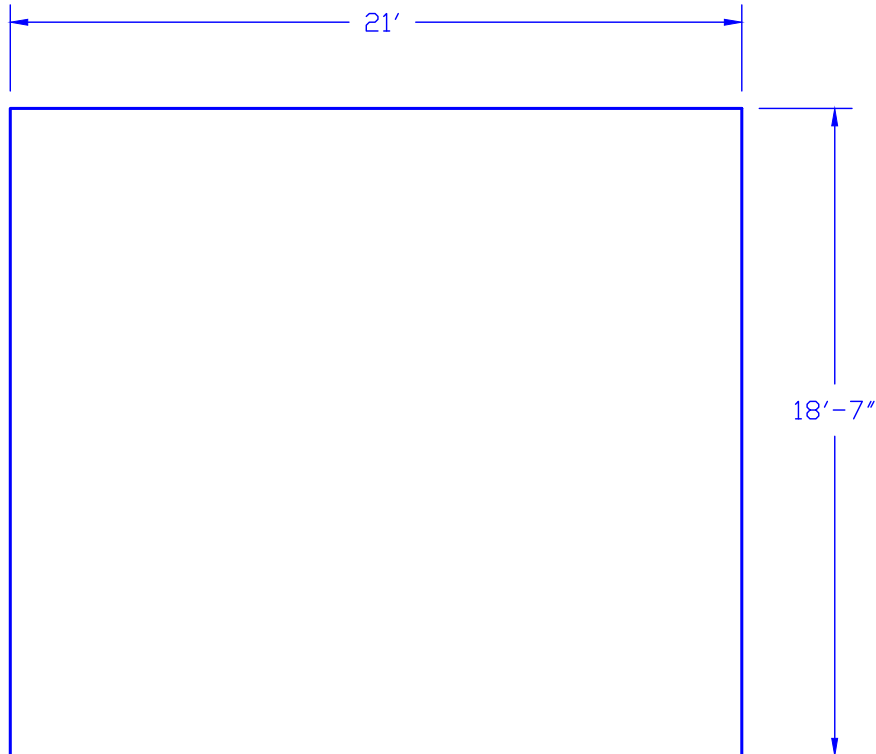
The Manufacturer warrants its bleacher products to be free from defects in materials and workmanship for a period of five (5) years beginning with the date the product is completed at the job site. Product installation can be performed by factory trained personnel or by the customer personnel following the detailed assembly instructions of the manufacturer. This warranty excludes all other defects resulting from abnormal use or abuse, accidental damage or any occurrences beyond the manufacturers control.

NET SEATING CAPACITY - 058
+ HDCP - 4
+ HDCP COMPANION - 4
TOTAL - 066 SPECTATORS

7 Row x 21' Bleacher With 4 HDCP

Designed for safety. Built for fun.

CONCRETE LAYOUT



 - INDICATES CONCRETE SAW CUTS

CONCRETE RECOMMENDATION

- CONSTRUCTION SITE SHALL BE WELL DRAINED
- FILL SHALL BE CLEAN & FIRMLY COMPACTED
- CONCRETE SHALL BE 3000 PSI MIX
- 5" MINIMUM THICKNESS
- PAD SHALL HAVE REINFORCING WIRE
- ESTIMATED CONCRETE VOLUME:
(390 TOTAL PAD SQ. FT)
6.0 CU. YDS.

NOTICE:

THIS CONCRETE DESIGN RECOMMENDATION IS CALCULATED ASSUMING A 2500 P.S.F. SOIL BEARING CAPACITY & WILL PREVENT THE ANCHORED UNIT FROM OVERTURN. THE CUSTOMER IS SOLELY RESPONSIBLE FOR THE FINAL DESIGN & SITE PREPARATION TO LOCAL CODES & ORDINANCES. A LOCAL CONCRETE CONTRACTOR WILL BE A VALUED SOURCE IN THE DETERMINATION.