


Designed for safety. Built for fun.

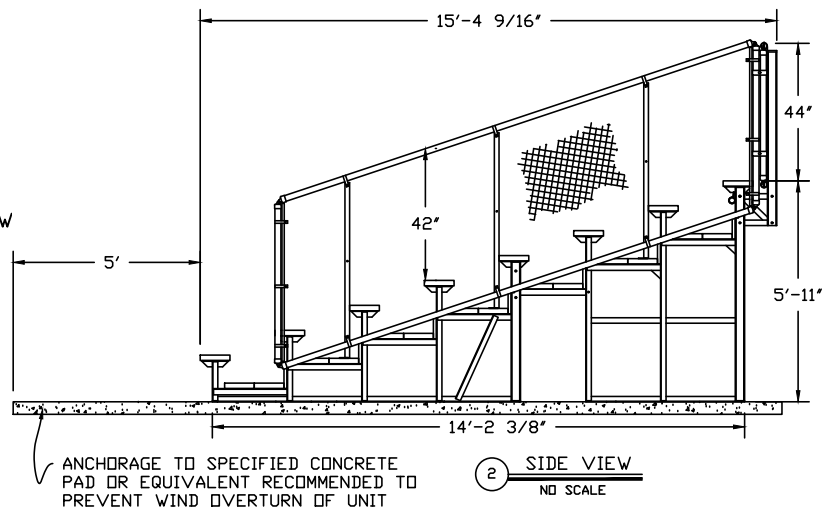


1 PLAN VIEW
NO SCALE

GENERAL SPECIFICATIONS

- ALL ALUMINUM UNDERSTRUCTURE
- RISE - 8"
- RUN - 24"
- 2x10 ANODIZED SEAT PLANK
- DOUBLE 2x10 FOOTBOARDS - ALL ROWS
- RISER ENCLOSURE - ALL ROWS
- RISER CLOSURE RAIL - TOP ROW ONLY
- (2) 3' END AISLES, ENCLOSED W/HAND RAILS
- NON-SLIP COLORED NOSE MARKINGS
- CHAIN LINK FENCE SECURITY - (4" BALL) - DOWN TO ROW 2
- RECOMMEND CONCRETE PAD FOR ANCHORAGE (BY OTHERS)

NET SEATING CAPACITY - 164




2 SIDE VIEW
NO SCALE

The Manufacturer warrants its bleacher products to be free from defects in materials and workmanship for a period of five (5) years beginning with the date the product is completed at the job site. Product installation can be performed by factory trained personnel or by the customer personnel following the detailed assembly instructions of the manufacturer. This warranty excludes all other defects resulting from abnormal use or abuse, accidental damage or any occurrences beyond the manufacturers control.

8 Row x 36' Bleacher

Designed for safety. Built for fun.

CONCRETE LAYOUT



 - INDICATES CONCRETE SAW CUTS

CONCRETE RECOMMENDATION

- CONSTRUCTION SITE SHALL BE WELL DRAINED
- FILL SHALL BE CLEAN & FIRMLY COMPACTED
- CONCRETE SHALL BE 3000 PSI MIX
- 5" MINIMUM THICKNESS
- PAD SHALL HAVE REINFORCING WIRE
- ESTIMATED CONCRETE VOLUME:
(756 TOTAL PAD SQ. FT)
11.7 CU. YDS.

NOTICE:

THIS CONCRETE DESIGN RECOMMENDATION IS CALCULATED ASSUMING A 2500 P.S.F. SOIL BEARING CAPACITY & WILL PREVENT THE ANCHORED UNIT FROM OVERTURN. THE CUSTOMER IS SOLELY RESPONSIBLE FOR THE FINAL DESIGN & SITE PREPARATION TO LOCAL CODES & ORDINANCES. A LOCAL CONCRETE CONTRACTOR WILL BE A VALUED SOURCE IN THE DETERMINATION.

Recommended Concrete