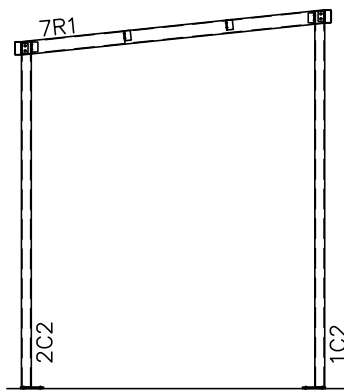


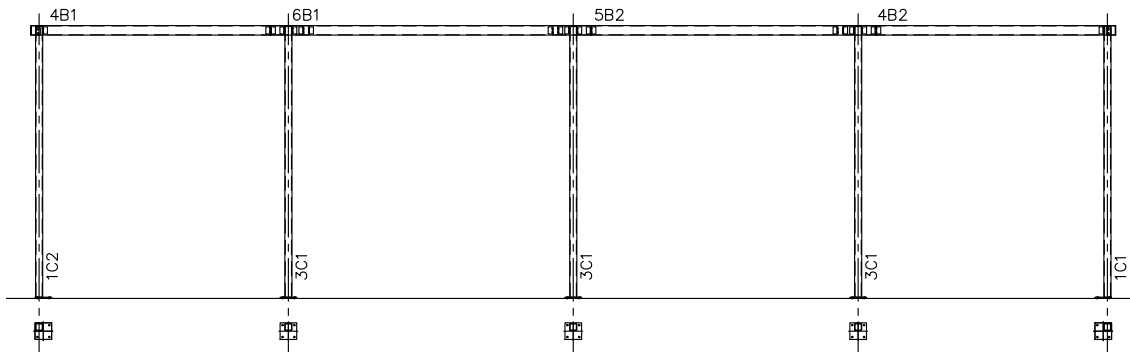
Designed for safety. Built for fun.



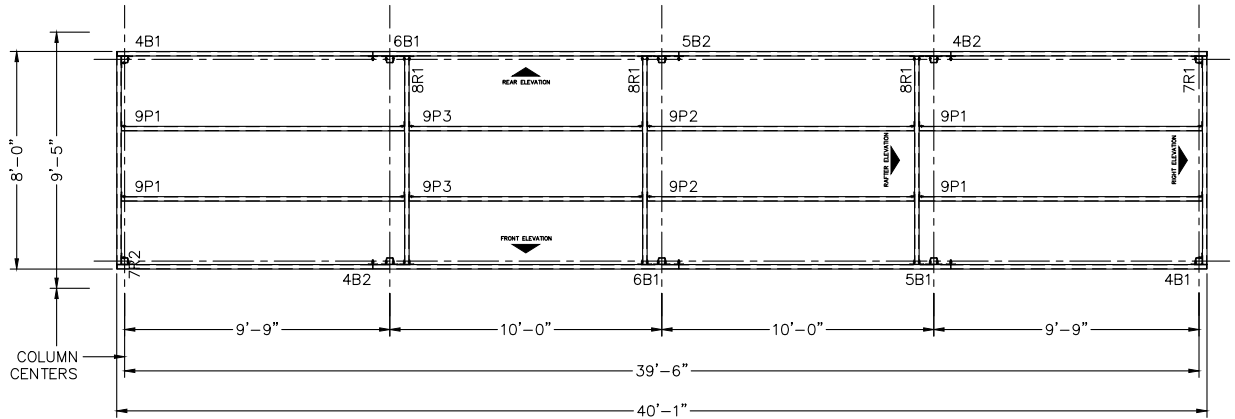
RIGHT END ELEVATION
VIEW FROM INSIDE



Designed for safety. Built for fun.



FRONT FRAMING ELEVATION
VIEW FROM INSIDE



ROOF FRAMING PLAN
FRONT

CODES AND SPECIFICATIONS

1. IBC 2018
2. ASCE 7-16 MIN DESIGN LOADS FOR BUILDINGS AND OTHER STRUCTURES
3. AISC 360-16 CODE OF STD PRACTICE FOR STEEL BUILDINGS

MATERIALS

- STEEL TUBES = ASTM A513 OR A500 MIN
- STEEL PLATE = A36 MIN
- FIELD BOLTS = 1/2" DIA GR5 MIN, GALV OR ZINC
- ALL SHOP WELDS TO BE 3/16" FILLET UNLESS NOTED OTHERWISE

ROOF PANELS

- PBR PANEL 1-1/4"x24GAx36" COVER MFR BY METAL SALES OR EQUAL
- LENGTHS AS REQUIRED, 2-SPAN MIN

FINISHES

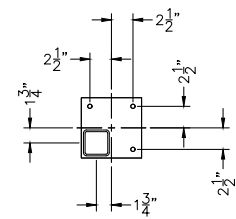
- PRIME TNEMEC SERIES 161
- PAINT TNEMEC SERIES 1074, COLOR TBD

DESIGN LOADS

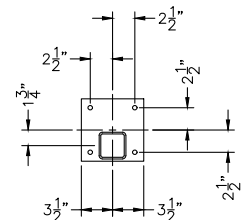
1. ROOF LOAD
 - LIVE LOAD 20 PSF MIN (SNOW)
2. WIND LOAD
 - BASIC WIND SPEED (ULTIMATE 3-SEC GUST) 115 MPH (90 MPH 3-SEC GUST ASD)
 - WIND EXPOSURE - C
 - $K_z = 0.85$
 - $K_{zt} = 1.0$
 - $K_d = 0.85$
 - $G = 0.85$

FOUNDATIONS

1. CONCRETE SPECIFIED MINIMUM COMPRESSIVE STRENGTH OF 2,500PSI AT 28 DAYS
2. CONCRETE REINFORCING STEEL SHALL CONFORM TO ASTM A615, GRADE 60
3. ALLOWABLE SOIL BEARING PRESSURE (NET) - 1500 PSF
4. CAST IN PLACE ANCHOR RODS = ASTM F1554 GR55, GALV, UNO
5. POST INSTALLED ANCHORS = 1/2 x 4 EMBED MIN LDT OR EPOXY ANCHOR
5. FROST LINE DEPTH = 36"




CORNER COLUMN BASE
ORIENTATION PER PLAN



LINE COLUMN BASE
ORIENTATION PER PLAN

8'x40' Fielders Choice Dugout


Designed for safety. Built for fun.




Snowdrift White (W81)



Linen White (81)




Sandstone (W51)



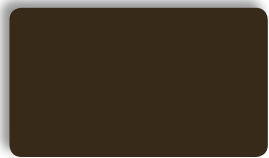
Parchment (W74)



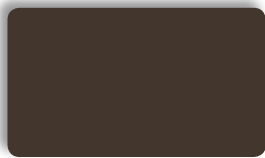
Taupe (74)




Khaki (88)



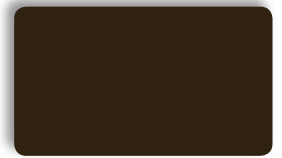
Medium Bronze (H4)




Weathered Copper (W50)




Mansard Brown (133)



Dark Bronze (50)



Ash Grey (25)



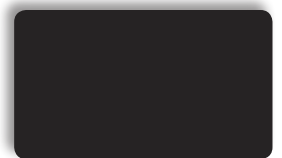
Old Town Grey (W25)



Old Zinc Grey (W29)




Slate Grey (W38)




Matte Black (106)



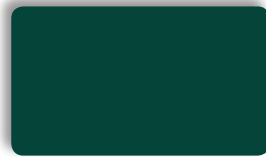
Aged Copper (65)



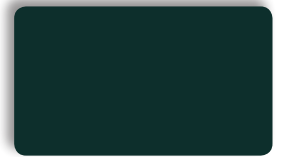
Patina Green (W58)



Hemlock Green (M7)




Classic Green (66)




Felt Green (W66)




Patriot Red (73)



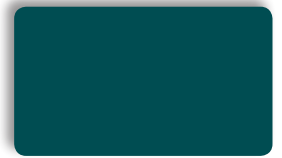
Terra Cotta (W72)



Colonial Red (W75)




Brandywine (P8)




River Teal (59)



Metallic Silver (K7)¹




Champagne Metallic (168)¹




Mistique Plus (W31)¹



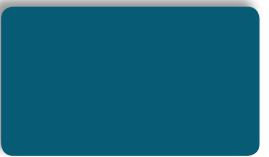
Copper Penny (W92)¹



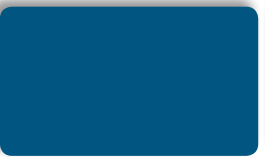
Antique Patina (M1)¹




Tahoe Blue (W71)



Ocean Blue (35)



Regal Blue (W35)



Galvalume® (41)
 Non-painted Finish
 25 Year Warranty